UPSIDE LEARNING
A Division of MITR

The 2026 Workforce Skills Development Report

Measuring, Building, and Scaling Data-Driven Enterprise Learning

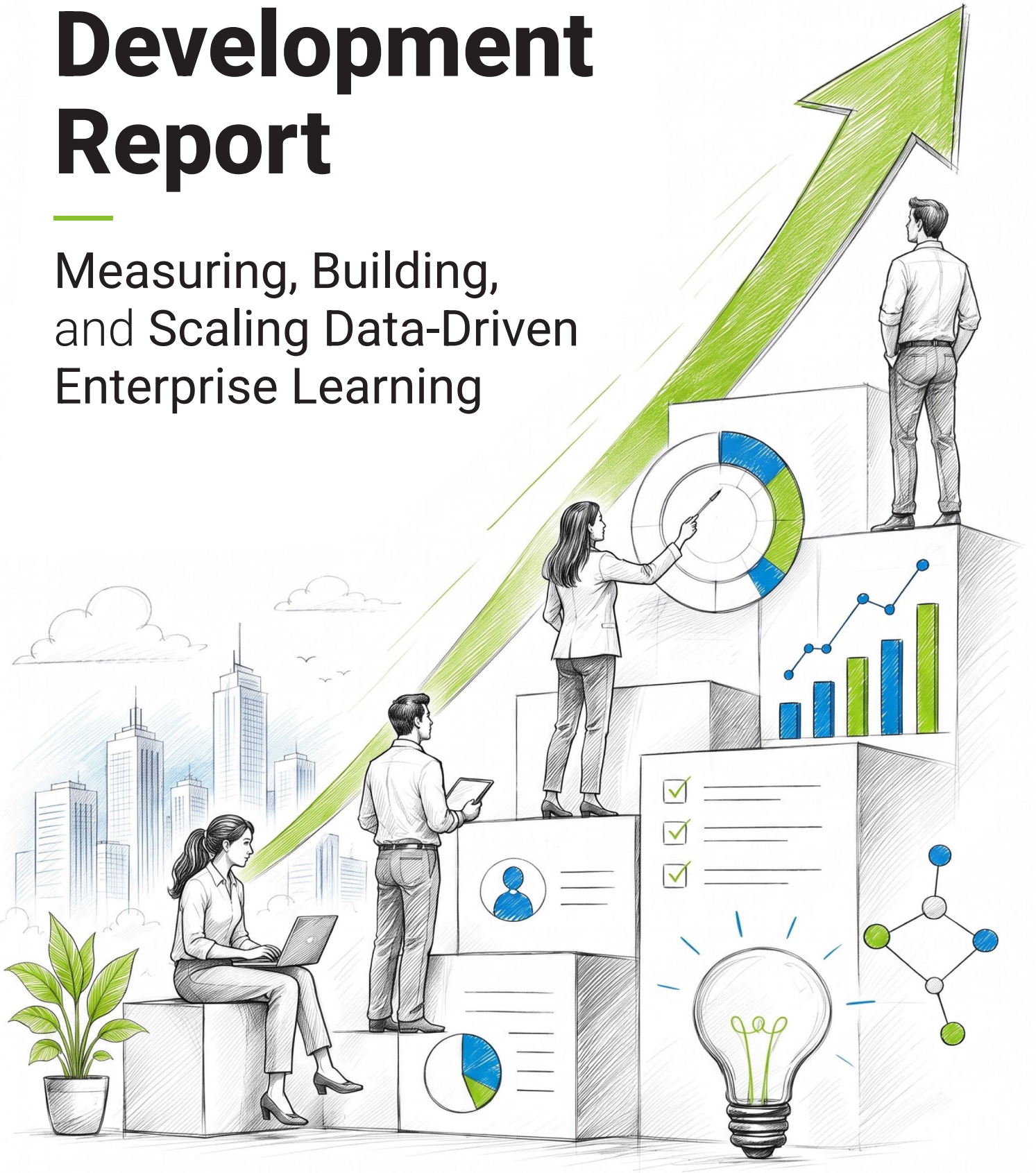

UPSIDE LEARNING
A Division of MITR

Table of **Contents**

Executive Summary 02

Chapter - 1
The Skills Gap Is Not New, But The Stakes Have Changed 05

Chapter - 2
The Skills Gap: Where Enterprises Stand Today 22

Chapter - 3
How High-Performing Organizations Build Skilling Programs 27

Chapter - 4
Learning ROI and Business Impact of Skilling 35

Chapter - 5
AI-Powered Skilling: Building & Implementing the Skills Intelligence Engine 42

Chapter - 6
AI-Powered Content: Managing and Developing Learning Assets at Scale 48

Chapter - 7
Leadership and Manager Collaboration: The Multiplier Effect 54

Chapter - 8
Workforce Reskilling at Scale: From Pilot to Enterprise-Wide 60

Chapter - 9
Recommendations and the Skills Intelligence Engine Maturity Scorecard 66

Upside Learning 70

About the Author 73

UPSIDE LEARNING
A Division of MITR

Executive **Summary**

L&D leaders spend **400 billion dollars** a year on corporate training. Yet **74%** of companies still cannot keep up with their own demand for new skills [Josh Bersin, Feb 2026]. Skills gaps have topped CEO concern lists since at least 2010. The problem has not gone away. It has changed shape, and the pace at which organizations must respond has accelerated.

This report argues the fix was never more content. It is a different operating model: a skills-focused L&D operation. One built to find the capabilities a business needs next, close the gaps that matter most, and prove the results in language a board already trusts.

THE PROBLEM IS SYSTEMIC, NOT INDUSTRY-SPECIFIC

Skills gaps look almost the same in banking, manufacturing, telecom, retail, and healthcare. The World Economic Forum ranks skills gaps as the top barrier to organizational change, ahead of culture, regulation, and access to capital. Skill half-life has dropped from roughly ten years to about four, and keeps falling. Most organizations still track skills in a spreadsheet, disconnected from the systems that show what people actually do at work. That weak foundation is why most skilling programs fail before they start. It is rarely a lack of employee motivation.

WHAT THE SUCCESSFUL MINORITY DO DIFFERENTLY

A small group of organizations has closed the gap faster than the data would predict. They diagnose before they design, separating a real skill gap from a motivation problem or an operational barrier. They organize training around one business outcome, not a subject. They prove a model on a small pilot group before scaling it. They measure real performance change, not course completions.

THE SYSTEM BEHIND REAL SKILLING: THE SKILLS INTELLIGENCE ENGINE

Closing a skills gap at scale needs a system, not another course library. This report introduces the Skills Intelligence Engine: a governed skills database, connected to how skills are actually developed, measured, and applied in daily work. AI changes what it takes to build and run this system. It cuts months of manual mapping down to weeks, and turns a once-a-year skills matrix into a continuously updated view. AI accelerates the engine. It does not replace the human judgment needed to build trust in it.

Content follows the same logic. Once an organization knows where its real gaps are, the job shifts. Producing more courses gives way to orchestrating the right resource, at the right moment, for the person who needs it. AI-native practice, role plays, and simulations make real skill practice possible at a scale and cost that was never practical before.

PEOPLE DECIDE WHETHER ANY OF THIS STICKS

Technology and content are necessary, but not sufficient. A manager's support, or the lack of it, multiplies or erodes an entire team's results at once. Managers own two of the five conditions people need to genuinely change: the ability to perform a new skill, and the reinforcement to keep doing it. Skip that step, and even the best content and system produce almost nothing.

Scale adds its own requirements. What works by hand for one team breaks at the enterprise level. Programs that launch enterprise-wide before being proven anywhere repeat their design flaws thousands of times over. The organizations that scale successfully pilot first. They prove the model against a real business number. Only then do they expand.

WHERE THIS LEAVES YOU

This report uses a five-level maturity spectrum to describe where an L&D operation actually stands today, from Content-Centric to Skills-Intelligence-Driven. Most organizations sit at Level 1 or 2. Very few operate at Level 4 or 5. These are not five steps you must climb in order.
A determined program, especially one built with AI from day one, can be designed straight into a Level 3 or 4 state.

The chapters ahead build this argument piece by piece. They size the real gap. They show what high performers do differently. They build the measurement case for leadership, then the Skills Intelligence Engine itself, then the manager and enterprise-scale requirements around it.
The closing chapter turns all of it into a scorecard, so you can place your own operation on the spectrum, and act.

The goal of this report is not one more framework for an already crowded field. It is a practical, honest path from fragmented training activity to a skills-focused operation a business can actually measure, trust, and fund.

UPSIDE LEARNING
A Division of MITR

CHAPTER 1

The **Skills Gap** Is **Not New,** But The **Stakes Have Changed**

For anyone who has worked in L&D for more than a decade, the phrase skills gap is familiar. It shows up in surveys, CEO agendas, and L&D strategies, again and again. Its persistence should make us pause. Organizations have invested in training, talent, and technology for years. Why does the problem remain so acute?

The short answer: the skills gap has never stood still. The capabilities in short supply have changed, the forces creating the gap have evolved, and the pace at which organizations must respond has accelerated. A workforce development issue is now a strategic business challenge, touching growth, innovation, and resilience.

This report examines how organizations can respond differently, not with marginal improvements to traditional training, but by building a genuinely skills-focused L&D operation.

A LONGSTANDING CHALLENGE

2010

The skills gap is not a recent concern. In 2010, the American Society for Training and Development surveyed 1,179 organizations.

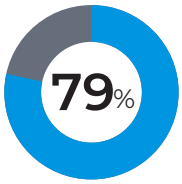

Reported facing a skills gap [ASTD, 2010], a sign many organizations could not simply recruit their way out of the problem.

2015

By 2015, the Association for Talent Development published **Bridging the Skills Gap** [ATD, 2015], defining the gap simply: the difference between an organization's current capabilities and the skills it needs to meet its goals.

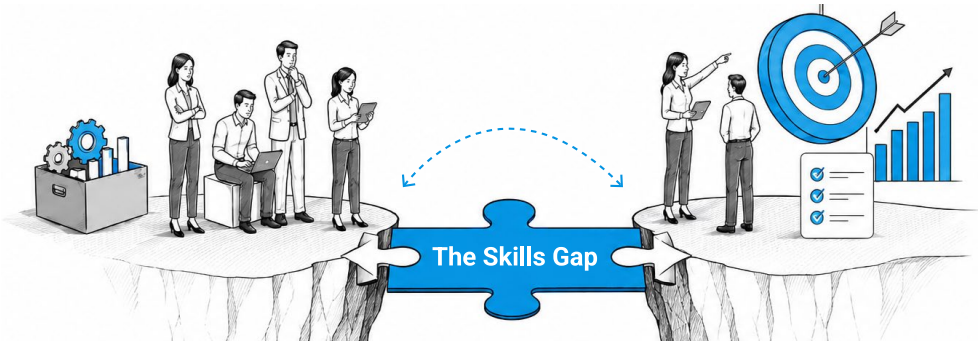

2019

The issue did not disappear as the economy recovered. In PwC's 2019 Global CEO Survey.

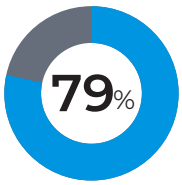

of CEOs named the skills gap among their top three concerns and a threat to growth [PwC, 2019 Global CEO Survey]. Nine years after ASTD's first count, the number came back almost identical. Even then, leaders worried about gaps in data, analytics, and AI, concerns that look prescient now.

THE GAP HAS CHANGED SHAPE

The skills gap is often framed as a shortage of qualified people in the labour market.

That is only part of the story. The deeper issue is a mismatch, what work demands versus what people are currently equipped to do.



ATD's 2015 research named the major causes:

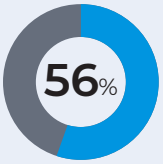

Said their workforce's skills no longer matched changes in strategy, markets, or business models

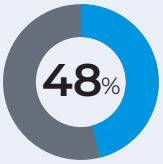

Lacked required skills when promoting internal candidates

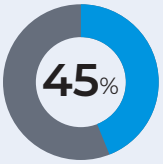

Found too few qualified external candidates

The skills gap is not solved by hiring alone. It is a strategic alignment problem and a workforce-development problem at once.

Consider a graphic designer's job. Not long ago, most worked mainly in print. Smartphones and digital platforms created demand for mobile design, user experience, and interaction design.



The work did not disappear, but the capabilities needed to do it did. Similar shifts are happening across almost every function today. Most employees will not need an entirely new career, just to do their existing job differently, often sooner than expected.

While some jobs saw such transformation in the past, with the advancements in ***AI technology***, work itself will be transformed, skills required to perform are evolving to the extent that it is unable to predict what new skills will be required for certain roles in the next 3 years.





A large share of what today's workforce knows will not survive the next few years unchanged, a point the next section quantifies. When teams *lack the capabilities* the work now requires, *projects slow down and leaders fall back on expensive, reactive recruitment.*

MORE TRAINING HAS NOT CLOSED THE GAP

Organizations are not ignoring the problem. The World Economic Forum reports a growing share of the workforce in training:

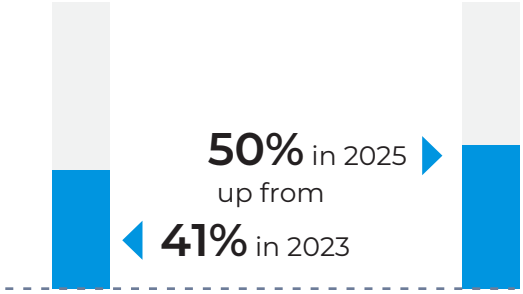

[World Economic Forum, 2025].

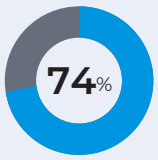

Josh Bersin found that **74%** of companies are still not keeping up with their demand for new skills *[Josh Bersin, Feb 2026]*



Despite an estimated **400 billion dollars** a year in global training spend. The issue was never just whether organizations spend enough or hit higher completion rates.

The real question is whether learning changes performance where the business needs it most. A course catalogue, however well designed, cannot guarantee people build and sustain the capabilities changing work now demands. Tagging a course with a skill does not make an operation skills-focused either.

Completion and satisfaction scores are useful signals, not outcomes. Disconnected from real gains in productivity or customer results, they become vanity metrics.

WHY THE CHALLENGE IS HARDER NOW

In 2026, ManpowerGroup surveyed **39,000 employers** across **41 countries** and found **72%** struggling to find the talent they needed, down modestly from **74%** the year before *[ManpowerGroup, 2026 Talent Shortage Survey]*. For the first time, AI skills, not engineering or IT, topped the list of hardest capabilities to find.



L&D teams still contend with familiar barriers:



Limited time to learn and practise



Difficulty creating the right content



Tight budgets



Weak links to business outcomes

AI adds a distinct set of challenges on top of these.

- **Accelerated skill decay.** Employers estimate about **44%** of workers' core skills will be disrupted within five years *[TechClass, citing a Future of Work research series, treat as directional]*.
- **Shifting roles and responsibilities. 92%** of US knowledge workers say their responsibilities have grown beyond their original job description in the past year [Atlassian Teamwork Lab, Jul 2026]. Static job descriptions are giving way to roles shaped as much by technology as by business need, expect titles like Capability Strategist and AI Orchestrator on org charts within a few years [Jonathan Eighteen, NIIT MTS, Jun 2026].
- **Uncertainty about what to build next. 38%** of managers say it is difficult to predict what their team will need within the next 12 months *[TalentLMS, Speed-to-Skill 2026 Research Report]*.
- **Pace of change. 53%** of workers say they learn new skills mainly by doing the work and figuring it out on their own, a sign traditional training cannot keep pace *[TalentLMS, Speed-to-Skill 2026 Research Report]*.
- **Unclear ownership.** Skills development sits across HR's remit and functional leaders' needs. That overlap often leaves no one clearly accountable.

FROM LEARNING DELIVERY TO CAPABILITY BUILDING

Organizations control two responses more than any other: **onboarding new talent well,** and **continuously upskilling the people already there.**



Recruiting still matters, but retraining the existing workforce is consistently one of the most effective ways to close a skills gap. This calls for a **reinvention of the L&D operating model.**



A skills-focused operation starts with **business priorities,** not a course catalogue. It finds where the gaps matter most and builds targeted interventions that **change how people perform in the flow of work,** combining learning with practice, manager support, and measurement.



AI can accelerate this, cutting the time needed to build learning assets and personalizing support at scale. But **technology alone will not build a skills-focused L&D operation.**



The decisive change is in how L&D defines its purpose. Progressive organizations move beyond one question, how many people completed the programme, and start asking **which capabilities are improving.**



THE SKILLING MATURITY SPECTRUM

Skills development still sits mostly with the L&D team. Yet roughly four in five companies sit in the bottom two rungs of Josh Bersin's own four-level maturity model, Static Training and Scaled Learning *[Josh Bersin, Feb 2026]*.

This report uses a related but sharper lens: five states describing how an organization's approach to skills development actually works today, from most basic to most advanced.

Level 1

Content-Centric.

Learning runs on course completions and a static LMS. There is no real skills database. Success means who finished a course, not what they can now do.



Level 2

Skills-Aware.

A skills matrix exists, but it lives in a spreadsheet, updated occasionally, by hand, disconnected from any other system.

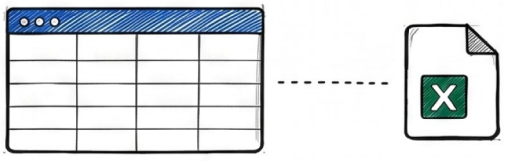

Level 3

Skills-Focused.

A governed skills database exists for at least one priority business area. Skills development is actively assessed. One small programme has already proven a real result.

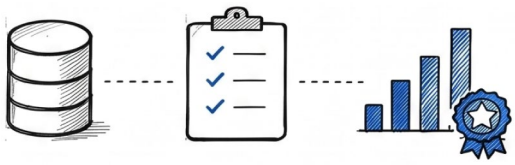

Level 4

Skills-Integrated.

Multiple systems share skill data. Content orchestration has replaced the course factory. Managers are formally part of every rollout, and personalized development runs alongside decentralized academies.

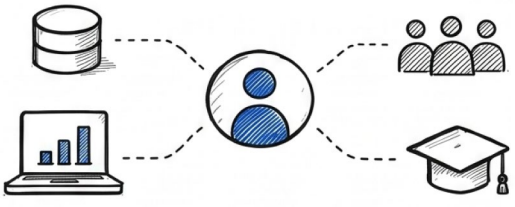

Level 5

Skills-Intelligence-Driven.

The full engine runs continuously, enterprise-wide. Business leaders use its data for real capability planning. L&D's job narrows to architecture and orchestration.

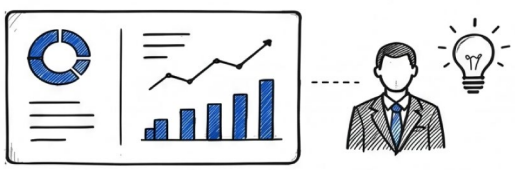

> These are five possible states an L&D operation can be in right now, not five sequential steps you must climb one at a time. A determined programme can be designed straight into a Level 3 or 4 state from day one, especially with AI. What matters is which state describes your operation today, not how long the road behind you was.

WHAT THIS LOOKS LIKE ACROSS ORGANIZATIONS

The five levels above are easier to understand when you see them in practice. The three examples below illustrate how the same gap between intention and reality plays out differently depending on where an organization sits on the spectrum.

Breaking Out of Level 1
A logistics enterprise, Middle East Region, 12,000 employees

Challenge

Six years of compliance-led training. Completion rates above **90%**.

No skills database.

No link between training activity and operational performance. When a new operations director raised concerns about rising non-compliance reports, the disconnect between course completion rates and actual on-the-job performance became clear. Some performance failures had significant consequences, including the loss of customers.



Solution

The team identified one of the most pressing issues facing the operations department, one that was already being tracked regularly. This was route planning by field supervisors, which was linked to on-time delivery performance.



Existing generic modules on route planning were replaced with a focused 90-day capability-focused program.



It included organization-specific scenario-based practice, manager observation checkpoints, and coaching.



A system was established to collect data monthly, tracking not just participation but also improvements in capability levels.

Impact

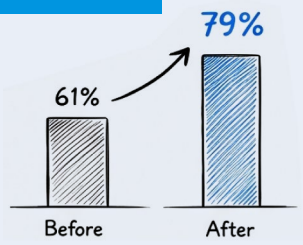

Average field supervisor route-planning accuracy moved from **61%** to **79%** within the 90-day window, verified against the same operational data the business used for performance tracking.

L&D presented one number to leadership: the delivery metric moved. That result gave the team its first credible seat at the business planning table.

Highlights

- First measurable business outcome linked directly to an L&D intervention.
- Skills evidence drawn from existing operational data; no new reporting system required.
- Demonstrated the pilot-before-scale principle.
- Foundation for a governed skills database built in the following quarter.

The Level 2 Trap

A financial services organization, global operations more than 28,000 employees

Challenge

An 18-month project produced a skills matrix covering **278** roles.

It lived in a spreadsheet, updated annually by HR, disconnected from the LMS and from any performance data.

When the business needed to build a new digital banking team, the matrix combined with the course completions on the LMS returned **138** internal candidates.

Direct assessment of those candidates found fewer than **16%** met the standard capability requirement associated with the roles.



Solution

The matrix had recorded course completions as skill evidence. The organization rebuilt its approach around verified capability, augmenting completion-based skill records with manager-observed and simulation- validated evidence for the roles that mattered most to the business. The skills database was rebuilt for 11 priority roles first, not all **278** roles at once.

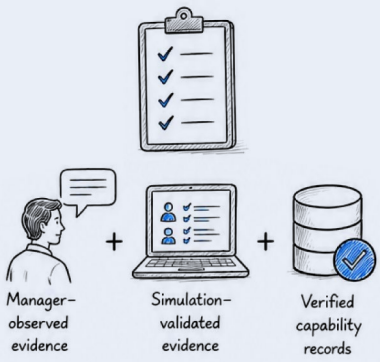

Impact

The proportion of internally sourced candidates who passed direct capability assessment rose from below **16%** to above **58%** for the roles shortlisted with a rebuilt skills database.

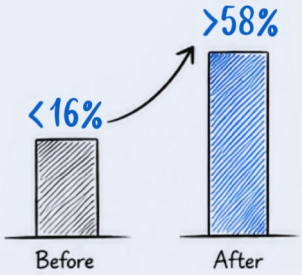



The business experienced higher velocity in talent fulfilment and readiness aligned with the evolving business needs.

Highlights



Exposed the drawbacks of disconnected skills data and a deficient model for measuring the effect of courses on skills.



Demonstrated why the quality and effective use of a skills database matter more than its size.



Demonstrated the value of rebuilding for a limited number of business-critical roles rather than attempting an enterprise-wide fix at once.

Operating at Level 3: Skills-Focused in One Domain
A telecommunications enterprise, Western Europe, 22,000 employees

Challenge

A governed skills database existed for its customer-facing roles, covering approximately **3,000** employees.

The organization had moved past the spreadsheet stage. Skills were actively assessed. But the program was confined to one business area. The rest of the organization still ran on a course catalogue with no skills layer behind it.

Leadership wanted to know whether this approach (corresponding with Level 3 Maturity) was worth extending before committing budget to a wider rollout.

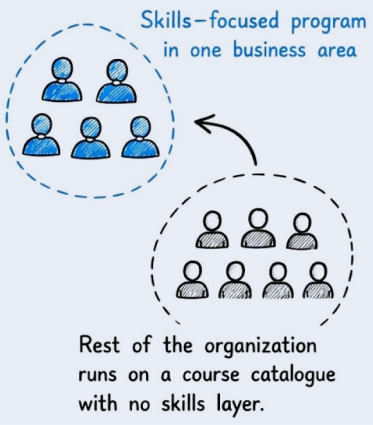

Solution

Rather than expand immediately, the team ran a comparison. It selected two comparable business units within the customer-facing division.

One had been operating under the skills-focused model & associated capability programs for **6** months.

The other had been managed using the standard course-delivery-oriented model over the same period.

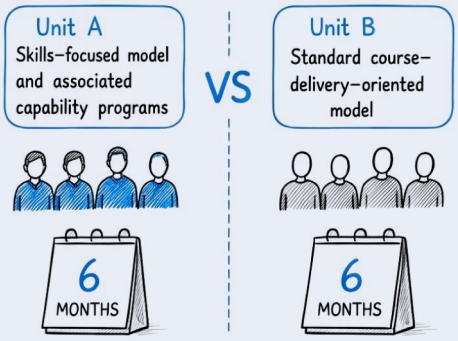

Impact

The unit operating under the skills-focused model showed a **27%** improvement in first-call resolution rates over the **12**-month period. The unit running on the course-delivery-oriented model showed a **6%** improvement over the same period, consistent with natural performance drift.

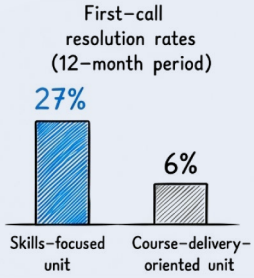



Customer satisfaction scores followed the same pattern: an **18%** improvement in the skills-focused unit versus **4%** in the course-delivery-led unit.

Leadership approved the extension to two additional business areas within the same quarter.

Highlights



A controlled comparison within the same organization provided evidence and established value that was directly credible to leadership, with no need for external benchmarking.



The outcome measures were numbers leadership already tracked for its own reporting.



Systematic implementation of a skills-focused operation in one domain helped secure leadership buy-in that would have been difficult to achieve with an organization-wide rollout.

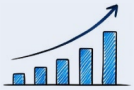

Extension was approved based on evidence, not advocacy.

Level 4 in Practice
A pharmaceutical enterprise, 14 countries, more than 45,000 employees

Challenge

A skills database, an LMS, and a performance management system existed independently across the organization.

Each held relevant data. None of them communicated with each other.

L&D could report on training activity. It was almost impossible for L&D to determine the actual impact of its programs, and L&D was viewed as a cost center rather than a business driver.

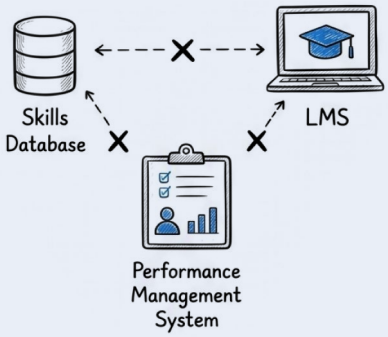

Solution

An eight-month integration project connected the three systems.

The integration required genuine commitment across IT, HR, and the business.

Once connected, the organization could see the relationship between its L&D investment and improvements in skills and capabilities over time.

This enabled more informed budget allocation and better alignment with the business capabilities that had the highest priority.



Impact

Internal fill rate for senior scientific roles rose from **34%** to **58%** over two years.

Leadership began using skills data directly in workforce planning conversations, which had not happened before.

L&D moved from reporting on activity to contributing to business decisions.

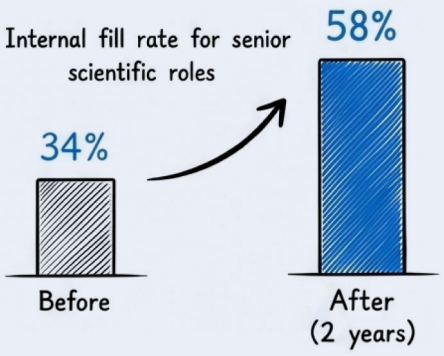

Highlights



First-time skills data directly influenced leadership workforce planning.



Internal fill rate improvement reduced external hiring cost for senior roles.



Integration built on existing systems rather than a new platform investment.



Established the foundation for an enterprise-wide Skills Intelligence Engine.

WHAT THIS LOOKS LIKE IN PRACTICE



Colgate-Palmolive shows what this shift looks like inside a real organization. It adopted a learning platform in 2018 and initially treated it as a search engine for content. Usage spiked, then fell.

By 2020, leadership rebuilt the strategy around six pillars:

- **Business focus**
- **People-centricity**
- **Integrated architecture**
- **Measurement**
- **Learning in the flow of work**
- **Scale across 34,000 employees in 200 countries**

The rebuild started with data. Employees built skill profiles through real assessments, and that data drove personalized learning paths instead of a fixed course list.

Over five years, employees

5000+ Skills Assessed

3500+ Badges Earned

14000+ Upskilled in Data & Analytics

[Degreed, Dec 2024].

Leadership tied the results to the business:

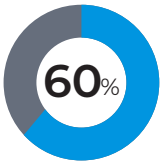

of media spend now runs through analytics

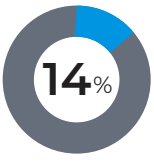

e-commerce grew to **14%** of sales, up nearly 10 points.

This is Level 4 in practice: shared skill data, personalized development at scale, leadership using the results directly.

It took a stumble and a five-year rebuild, not one launch.

THE OPPORTUNITY AHEAD

The skills gap is a risk, but one that can be mitigated. Closing it is also a chance to build a more agile, engaged, and resilient organization.

A real transformation is not a one-time initiative that ends when a gap closes. It is the start of an adaptive system, one that senses changing business needs and helps the workforce respond with confidence.

This report is built to help leaders make that shift, from knowing which skills matter to running an L&D operation that reliably develops them. The chapters ahead move from fragmented learning activities to a focused, measurable, business-aligned approach.

The goal is not simply closing today's gaps. It is building an operation capable of closing tomorrow's gaps before they turn into a crisis.

REFERENCES

ASTD Issues Action Plan to Take Charge of the Skills Gap Society for Training and Development (ASTD), 2010 skills gap survey, 1,179 organizations.

Bridging the Skills Gap: Workforce Development Is Everyone's Business — Association for Talent Development (ATD), 2015.

22nd Annual Global CEO Survey — PwC, 2019.

The Future of Jobs Report 2025: Skills Outlook — World Economic Forum, 2025. Source for the training-participation figures (50% in 2025, up from 41% in 2023).

New Research: How AI Transforms $400 Billion of Corporate Learning — Josh Bersin, Feb 2026. Source for the 74% skill-demand gap, the $400B spend figure, and the four-level Corporate Learning Maturity Model.

Global Talent Shortage Reaches Turning Point as AI Skills Claim Top Spot — ManpowerGroup, 2026 Talent Shortage Survey, 39,000 employers across 41 countries.

5 Proven Steps to Close Skill Gaps in Your Organization — TechClass. Source for the 44% skill-disruption figure. Directional: the underlying research series this figure comes from could not be independently located.

Speed-to-Skill 2026 Research Report — TalentLMS, 2026. Source for the 38% manager-prediction figure and the 53% learn-by-doing figure.

New research reveals how AI is making jobs bigger — Atlassian Teamwork Lab, Jul 2026. Double-blind survey, 1,000 US knowledge workers, May-Jun 2026. Source for the 92% role-expansion figure.

The Skills Economy is Here: Rethinking Jobs, Careers, and Talent Architecture in the Age of AI — Jonathan Eighteen (NIIT MTS), Jun 2026. Source for the job-title evolution forecast and the Capability Inversion figure; the job-title point is the author's own forecast, not a measured statistic.

Colgate-Palmolive Powers Digital Transformation with Degreed — Degreed, Dec 2024. On-the-record quotes from CLO Brad Watt, CEO Noel Wallace, and CDO Brigitte King. Vendor-published.

UPSIDE LEARNING
A Division of MITR

CHAPTER 2

The **Skills Gap:** Where **Enterprises Stand** Today

Ask any L&D leader why their organization has a skills gap. Most will blame their industry. They will talk about pharma's strict rules. Or retail's high staff turnover. Or the aging technical workforce in oil and gas.

But the data tells a different story. The skills gap is not about industry. It looks almost the same in banking, manufacturing, telecom, and healthcare. The causes are the same too. Treating this as an industry problem is one reason so few organizations fix it.

THE GAP IN NUMBERS

The size of this problem is not in question:

- **Skills gaps are now the top barrier to change.** The World Economic Forum's 2025 Future of Jobs report ranks skills gaps above culture, rules, and access to capital. **63%** of employers say skills gaps are their biggest problem when trying to change.
- **Almost 4 in 10 core skills will not survive to 2030.** The same WEF report says **39%** of today's core skills will change or disappear by 2030. 59 out of every 100 workers will need real reskilling. 11 of them will not get it.
- **Talent systems cannot keep up with skill demand.** Gartner surveyed HR leaders in October 2024. **48%** said skill demand is growing faster than their talent systems can handle. Their operating model has not kept up.
- **The skill half-life has dropped fast.** Forty years ago, a skill lasted about ten years before it needed updating. HR.com's July 2025 research says that number is now about four years, and it keeps falling. No organization built to retrain its people once a decade can keep up with a four-year cycle.
- **Activity is high. Quality is not.** The same HR.com survey covered 146 HR professionals across almost every industry. **88%** of these organizations run some kind of upskilling program every year. But only **21%** rate their own L&D quality as high. **56%** rate it a six or below, out of ten.

WHY TRADITIONAL SKILLING FAILS TO CLOSE GAP

Here is the honest truth. ***Most skilling programs fail before they even start.*** *They fail because of bad data. A skills program built on weak data does not fail loudly. It creates dashboards that look correct but are wrong.*



Most organizations still track skills in a spreadsheet. This spreadsheet gets updated now and then. It is disconnected from the systems that show what people actually do at work.

A spreadsheet is a fine place to start. But it is not a real system of record.

Most skills programs that rely only on a spreadsheet fail to get adopted.

The problem is rarely how the spreadsheet was built.

The barriers organizations report are about the system, not about motivation:

81% **Lack of time or priority.** This is the biggest problem. 81% of HR professionals name it.

58% **Budget limits.** 58% name this.

43% **Lack of support from managers or leaders.** 43% name this.

38% **Learning not linked to future talent needs.** Only 38% of organizations do this well.

37% **No clear goals for learning programs.** Only 37% set measurable goals.

22% **Barriers to learning not removed.** Only 22% of organizations actively remove barriers. This is the lowest score of all.

These numbers do not show a workforce that refuses to learn. They show a system that was never redesigned for how fast skills now change.

There is a second problem. It is quieter, but just as damaging: gatekeeping.

- **51% of managers** still tell recruiters to only look for candidates who already have every skill on the job list. They do not look for people who can learn the missing skills quickly. This shrinks the internal talent pool exactly when the organization needs it to grow.
- **Employees hired or promoted based on potential**, not a full skill match, perform **1.9 times** better. This is Gartner's own finding. Yet only **28%** of organizations use this approach.

PATTERNS THAT REPEAT ACROSS EVERY SECTOR

Four patterns show up no matter the industry:

- **A manager skill gap.** HR.com's data shows managers are one of the least-skilled groups in most organizations. Only **45%** are rated above average. Senior leaders score much higher, at **63%**.

  Managers also notice a skill going out of date before employees do, by a wide margin. This delay slows down how fast a gap gets fixed.

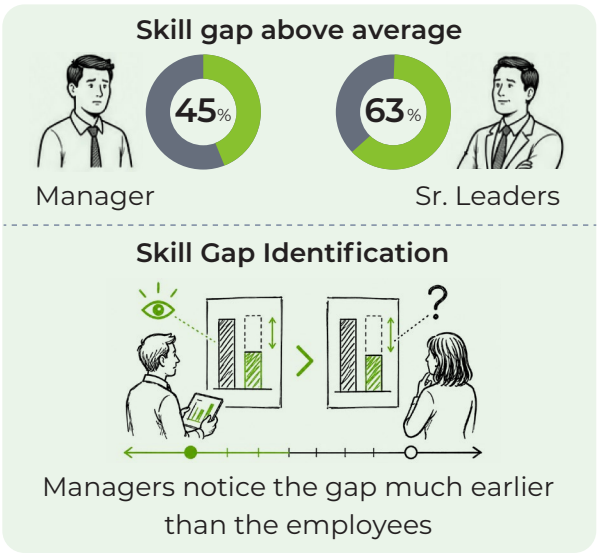

- **Low AI readiness.** The World Economic Forum found **94%** of leaders report AI-related skill shortages. A third of them report gaps of **40%** or more. HR.com found only **8%** of organizations have a complete, formal plan for AI reskilling. **36%** have no plan at all, and do not intend to build one.
- **A trust gap in leadership.** Barely half of employees believe their leaders are ready for what AI will require.
- **The gatekeeping pattern described above.** This shows up the same way, whether the company builds jet engines or sells insurance.



None of these four patterns belongs to one industry. They happen everywhere an organization's talent system was built for a skill half-life that no longer exists.

THE COST OF INACTION

It is tempting to use one scary number here. But the more honest number is less dramatic, and more damning:



US companies spend close to **98 billion dollars** a year on workforce training, as per Training Magazine, 2024 Training Industry Report. In a separate global survey where most respondents were US-based, only **21%** rated their own L&D quality highly [HR.com, July 2025]. The problem was never the budget. It is how the money gets used.

Where a real, measurable cost does exist, it shows up sector by sector, not across the whole economy:

US manufacturing.



Deloitte and The Manufacturing Institute's 2024 study projects **2.1 million** unfilled skilled jobs by 2030.

That is a **1 trillion dollar** hit to manufacturing GDP in that year alone. Over the decade, the cost could reach **2.5 trillion dollars.** This is one sector's bill for a gap it has tracked for years.

The whole economy.

WEF projects **22%** job disruption by 2030:



170 million new roles created and **92 million** roles lost.



Now apply this same pattern of visible capability debt left unaddressed across **banking, retail, telecom, pharma,** and every other sector in the data above. The total cost of doing nothing stops being just a number. It becomes a certainty.

The organizations in the next chapter are part of a small group that has actually closed this gap. They did not spend their way out of it. They rebuilt how their organization finds, prioritizes, and closes a skill gap while it still matters. That is the subject of Chapter 3.

REFERENCES

The Future of Jobs Report 2025 — World Economic Forum. Source for the skills-gap barrier ranking, the 39% core-skills figure, the 59/29/19/11 reskilling breakdown, and the 22% job-disruption / 170M-created / 92M-lost figures.

Gartner HR Survey Reveals Hiring for Promise Instead of Proficiency Is More Effective and Efficient for Closing Skills Gaps — Gartner, Mar 2025 (October 2024 survey). Source for the 48% skill-demand-outpacing-systems figure and the 1.9x / 28% promise-over-proficiency figures.

HR.com's Future of Upskilling and Employee Learning 2025 — HR.com/HR Research Institute, Jul 2025. 146 HR professionals, Feb-May 2025 survey; respondents worldwide, majority North America/US, not a US-only survey. Source for the skill half-life, L&D-quality, barrier, manager-skill, and AI-readiness figures.

2024 Training Industry Report — Training Magazine. Source for the 98 billion dollar US training-expenditure figure; note the figure rebounded to 102.8 billion in the 2025 edition.

2.1 Million Manufacturing Jobs Could Go Unfilled by 2030 — Deloitte and The Manufacturing Institute, 2021. Source for the 2.1 million jobs / 1 trillion dollar GDP figures; a 2024 update to this study revised the jobs figure down to roughly 1.9 million.

Josh Bersin, New Research: How AI Transforms $400 Billion of Corporate Learning — confirms Chapter 1's $400B figure is correctly scoped as global; no change needed in Chapter 1.

UPSIDE LEARNING
A Division of MITR

CHAPTER 3

How High-Performing Organizations **Build Skilling Programs**

Chapter 2 showed that the skills gap is everywhere. This chapter is about the exception: organizations that have actually closed the gap or are closing it faster than the data would predict. There are not many of them.

But the pattern in the way they work is clear enough to describe. It also differs sharply from the approaches that hold everyone else back.

THE COMMON BARRIERS THAT STALL PROGRESS

Before any program design questions arise, four barriers determine whether a skilling shift can even start:



Budget treated as a training cost, not a capability investment. Training budgets get cut first when the business tightens spending. The investment is rarely linked to a business outcome in the first place.



An organization structured around content, not business outcomes. Learning is organized around departments, subjects, and course catalogs when it needs to be organized around the business problem the skill should solve.



Broken skill data. This is the same validity, volume, and freshness problem described in Chapter 2. It leaves leaders unable to see where the real gaps are. They cannot prioritize fixing them.



Change fatigue. This comes from past transformation attempts that promised a new platform or a new curriculum and delivered neither real engagement nor real results.

THE PITFALLS EVEN WELL-INTENTIONED PROGRAMS FALL INTO

Some organizations solve the four barriers above. But they still make mistakes. These new mistakes happen when they run the program, not when they plan it. Here are five common mistakes:



Bad timing. Two programs start in the same week. People can only pay attention to one. They ignore the other.



Hard to find. The training exists. But people cannot find it. In large programs, 1 in 4 people cannot find what they need.



Not relevant. If training does not connect to daily work, people stop paying attention. This happens fast, even if the training is well made.



No repeat practice. People forget what they learn without repeated exposure and practice.



No consequences. If nothing happens when people skip training, they will skip it. This is normal. It is not a sign of bad content.

> Two bigger mistakes sit behind these five. First: buying new technology before knowing what is really broken. Second: building a better course when the real problem was never about knowledge. Leaders often assume the fix is better content. But content is rarely the real reason training fails.

WHAT THE SUCCESSFUL MINORITY DO DIFFERENTLY

The organizations that close the gap share a small number of design habits. None of them start with content.



They diagnose before they design. A performance gap gets sorted into one of three types using the Will, Skill, Hill framework, a known diagnostic tool. A Will problem: low motivation, which is a leadership and coaching issue, not a training one. A Skill problem: a real capability gap, where training belongs. A Hill problem: an operational or strategic barrier that training cannot fix. Only a real Skill gap moves forward to training design. This one filter removes most of the wasted training spend described in Chapter 2.



They organize around a business outcome, not a subject. Instead of a general leadership course or a compliance module library, the design starts with one outcome, for example: growing revenue through a new channel, cutting safety incidents, or making decisions faster. Then they build the exact skills needed to reach it.

They prove the model on a small scale before they scale it. Instead of a full rollout, high performers start small: one priority business problem, a small set of needed skills, one realistic simulation, and a small group of 8 to 15 people. They measure the real performance change before spending more.



They measure real performance change, not course completion. The scorecard shifts from "did people finish the course" to "how fast did they become proficient" and "did the business number actually move."



They build small groups, not solo learning paths. Shared pressure and peer support turn a skill into a real, usable capability faster than any solo course can.

THREE ANONYMIZED CASE NARRATIVES



A telecom operator, a success story.

A large telecom company was reluctant to **Skills Focussed L&D Operation Roll Out** across the whole business. Approval for the broader rollout kept getting delayed.



Instead, the company built one small capability academy around one goal: cutting the number of repeat customer calls for field technicians.

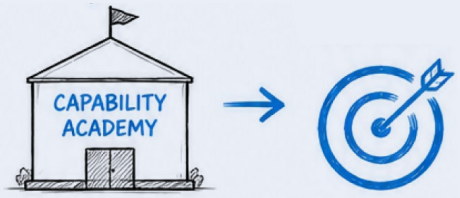

A small group of experts led the training, using actual fault data in realistic simulations rather than generic troubleshooting lessons.



The pilot showed a real drop in repeat calls before the company spent more money.



Only then did the company scale the program, one critical goal at a time, rather than as one large company-wide initiative.



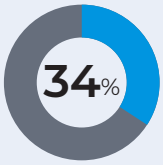

The pilot group showed a **34%** reduction in repeat customer calls within the first **60** days,



verified against the same operational data the business used to track field technician performance.

That number, not a completion rate, was what the business used to approve the next phase of the rollout.

An oil and gas operator, a failure, and why.

One safety eLearning course was built once and used at every site. It produced a fully compliant workforce.

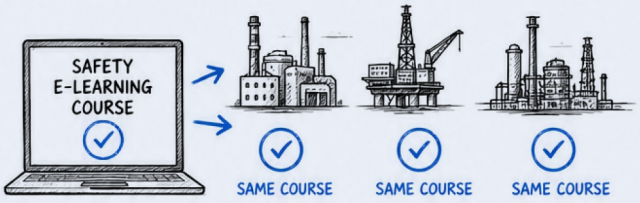

Then an accident happened anyway.



Investigators found a worker who had finished every required course and still made the wrong choice in a context that was different at that site.

The program mixed up two different things:

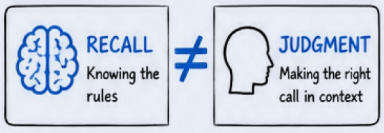

recall and judgment. It did not test whether a worker could adapt and spot a site-specific danger before it became a real problem.

Contractors, who make up a large share of workplace accidents across the industry, received the same generic training as long-time staff.



The company treated compliance as the finish line. It was only the starting point.



The worker directly involved in the incident had completed **100%** of required training courses in the previous 12 months.
Full compliance on paper.



The training had tested whether people had seen the content.



It had not tested whether a worker could apply the right judgment under real site conditions before a situation became dangerous.

A global capability center, an at-scale story.

A large IT services company with tens of thousands of employees had good tools to see its skill gaps. But it had no way to turn that visibility into real capability quickly.



The fix was not more technology. It was repeating the capability academy model across multiple priority areas of expertise at the same time.

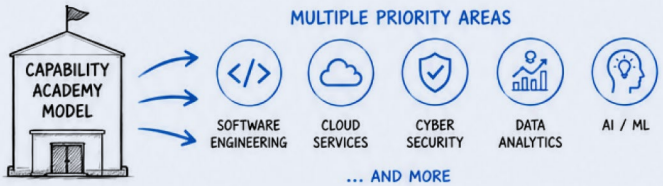

Each academy had its own expert team, small cohort, and champions, all reporting into one shared measurement framework.

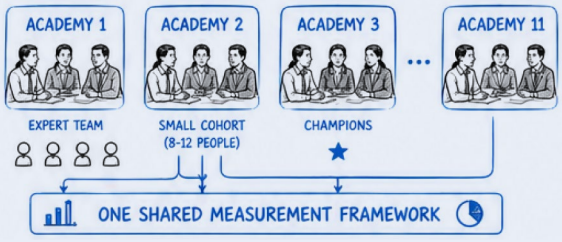

This let leaders compare performance across academies instead of managing each one in isolation.

Scale came from repeating one proven method, not from one giant company-wide program.

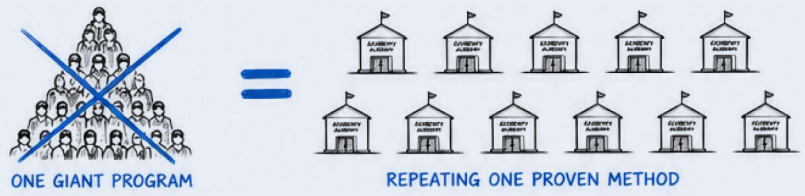

The company ran **11** simultaneous capability academies across three geographies.



Each had its own expert team & a small cohort of 8 to 12 people.

All 11 reported into one shared measurement framework.

This allowed leadership to scale the model systematically while giving L&D teams the flexibility to customize each academy to its specific needs and apply lessons from academies established earlier.



By the end of the first year, the company had a measurable way to determine and project average time-to-proficiency across all 11 programs.

The result was not just better performance, but a more systematic way to plan and scale capability development.



LEADERSHIP BUY-IN: THE RECURRING FACTOR

One thread runs through all three stories and through the Will, Skill, Hill method itself: a Will problem is almost never an employee problem alone. It is a leadership and coaching challenge. No amount of good course design fixes a motivation problem that leadership has not addressed. Every high-performing program in this chapter had a business leader who co-owned the result, not just an L&D team that owned the content.

REFERENCES

Will, Skill, Hill Diagnostic — Venudhar Bhatt's own applied version of an existing performance-diagnosis framework used here as part of his Capability Transformation work.

The Capability Transformation: Bonding Courses to Skills and Building Capabilities — Venudhar Bhatt's eBook, developed as part of his Capability Transformation work.

When Content Takes the Blame — Dr. Christie VanOrsdale, Jun 2026. Source for the Five Silent Killers framework used in the "Pitfalls" section (timing, access, relevance, reinforcement, accountability), including the 181-user diagnostic case study.

"Performance Gaps! - Stop Shooting in the Dark" — Venudhar Bhatt's own article, defines and applies the Will, Skill, Hill diagnostic.

Oil & Gas Safety Training: Why Generic eLearning Kills Performance. Telecom and GCC narratives are constructed and illustrative, built from the Capability Academy design pattern rather than a specific client engagement.

UPSIDE LEARNING
A Division of MITR

CHAPTER 4

Learning **ROI** and Business **Impact** of **Skilling**

Chapter 3 showed what it takes to build a skilling program that actually works. But building it is not enough. Even the best programs stall in front of the board if no one can prove what they are worth.

This chapter is about closing that gap: how to measure skilling in a language business leaders already trust and how to tell that story so it leads to more investment, not less.

WHY THE CURRENT ROI CONVERSATION FALLS FLAT WITH BOARDS

Most L&D reports show activity, not impact. Course completions. Hours learned. Satisfaction scores. These are the easiest numbers to pull from a system. They are also the numbers business leaders care about least.



Confidence in this kind of measurement is rare. In my experience, few L&D leaders can point to a real business number their programs actually moved. Most reporting still stops at "did people show up and like it," not "did the business get better."



L&D spend is small. It is often close to **0.25%** of company revenue. This means a full, expensive ROI study rarely pays for itself. Chasing perfect proof is usually the wrong fight to pick.



Generic vendor statistics do not help. Claims like "**75%** of leaders report higher performance" sound like evidence. But they are too broad to guide any real decision. They work like a horoscope: true for everyone, useful to no one.

A PRACTICAL APPROACH TO BUSINESS ALIGNMENT

The fix is not more measurement. It is a different approach to measurement, chosen before the program starts rather than added afterward to justify it.

Start with one direct question to the business leader, not a metrics workshop: what are you already tracking to judge your own team's performance? Use those existing numbers as the shared measure of training impact. This does two things at once. It places no new reporting burden on the business function, since you are using numbers it already collects for its own purposes. It also places no new data collection burden on the L&D team, since there is no new system to build just to prove a point. The metric was already trusted before the training conversation started, so no one has to argue about whether it is valid.

Once you have that answer, translate it into capability terms. This is where most of the "new metric" work actually happens, not in inventing a number but in reframing the number the business already trusts:



Completion rate becomes time-to-proficiency. How fast does someone reach a working level of skill?



Assessment scores become verified performance output. Judged by assessment quality plus manager feedback, not a quiz score.



Total learning hours become capability density. How many of the skills that actually matter are truly mastered, not just covered?



Satisfaction scores become a business KPI correlation. Did a real business number move after the training happened?

Use three sources of evidence together, not one number alone:



System data.
Are the operational numbers improving?



Simulation benchmarks.
How does a person perform in a safe, realistic test?



Manager & peer observations.
Is behavior actually changing on the job?

Aim for contribution, not proof. You will rarely prove that training alone caused a result. You can show that it contributed, alongside other factors. That is a realistic standard to hold yourself to, not a weaker one.

METRICS WORTH USING

Pick two or three metrics that the business function already tracks. Do not invent a new scorecard it does not already care about.

Time-to-proficiency. How long until someone reaches a working skill level.





Internal fill rate. How many open roles get filled by people already inside the organization.

Quality or error rate. A direct operational number tied to the skill being built.





Retention in critical roles. Whether skilled people actually stay once they are skilled.

The right choice depends on context. A safety-critical role needs an error rate. A sales role needs time-to-proficiency. A scarce technical role needs internal fill rate and retention together.

TELLING THE STORY WITH DATA

Report results in three separate layers. Do not blend them into one confusing number.



Learner outcomes. Did people gain real skill or confidence?



Program outcomes. Did behavior or performance actually change on the job?



Business outcomes. Did a real business number move, and what is that worth in dollars?

A real example of this structure: a customer service program raised **learner comfort scores** by **25%**, lifted program-level **call quality scores** by **80%**, and cut **business-level returns** by **5%**, worth **$500,000** in retained revenue. Each layer tells a different part of the same story.

Pair every number with one short, real story. A number alone is a data point. A number with a story is a business case a board member will actually remember.

A 90-DAY MEASUREMENT SPRINT

You do not need a year-long study to start proving value. A focused 90-day sprint builds the habit and the evidence at the same time.



Days 1–30.
Pick one priority business KPI. Define the one or two capability metrics that connect directly to it.



Days 31–60.
Run the triangulation method on a small pilot group: system data, simulation results, and manager observation.



Days 61–90.
Report the three-layer story to leadership across all three levels: learner, program, and business. Use it as the case for the next round of investment.

AN ANONYMIZED CASE: HOW ONE MEASUREMENT CHANGE DOUBLED A BUDGET



A pharmaceutical company's sales enablement team ran the same certification content for years. Every report to leadership showed the same numbers: completion rate, satisfaction score, hours trained. The training budget stayed flat. Leadership could not see what the training was actually worth.

The team changed its approach. It picked one business KPI the sales organization already tracked: **how long a new sales representative took to reach full product knowledge before their first call with a physician.**





Before the change, new reps took an average of **93 days** to reach that point, with course completion used as the primary measure of readiness. After redesigning the training around real call scenarios and adding manager sign-off, reps reached the same proficiency in **67 days**, verified through a role play assessment tied to real situations, not just a course completion mark.

The team reported the result in three layers. Reps felt more confident on calls: a **learner outcome.** Managers verified faster proficiency: a **program outcome.** The sales organization connected the faster ramp to earlier revenue contribution from new hires: a **business outcome.**





Leadership **significantly raised** the team's training budget the following year, the first time in years the L&D team had gained new budget instead of only defending what it already had.

REFERENCES

Building a Learning Strategy That Delivers Business Outcomes — Udemy Business. Source for the three-layer outcomes example.

The Kirkpatrick Model — Donald Kirkpatrick's four-level training evaluation framework (reaction, learning, behavior, results), widely used across the L&D field.

The Capability Transformation: Bonding Courses to Skills and Building Capabilities — Venudhar Bhatt's eBook, developed as part of his Capability Transformation work.

UPSIDE LEARNING
A Division of MITR

CHAPTER 5

AI-Powered Skilling: **Building** and **Implementing** the **Skills Intelligence Engine**

Chapter 4 showed how to prove that skilling works. This chapter is about the system that makes real skilling possible in the first place: the Skills Intelligence Engine. It also covers how AI changes the time, people, and cost required to build one.

WHAT A SKILLS INTELLIGENCE ENGINE ACTUALLY IS

A Skills Intelligence Engine finds the skills a business needs to reach its goals. It then provides a reliable way to measure whether the gaps in those skills are actually closing. Left unaddressed, those gaps hold back both the individual and their team from succeeding. Closing them is the entire point of the engine.

Everything in the engine sits on one foundation: the skills database. This is where the organization defines a skill. It also defines how that skill connects to a role. It sets the rule for turning evidence into a real proficiency score. If this foundation is weak, nothing built on top of it can be trusted.

Built on that foundation, five layers work together:

Experience sources. Every place a skill actually gets developed and practiced, not just formal courses.





Event capture. Gathering proof that someone took part in an experience and how they performed in it.

Evidence storage. Keeping a record of what happened and what the person achieved, not just that they showed up.





Analytics and decisioning. Using that data to tell the right people what is happening and trigger the right support at the right time.

Personalized delivery. Using the same data to shape each person's learning path as they grow.



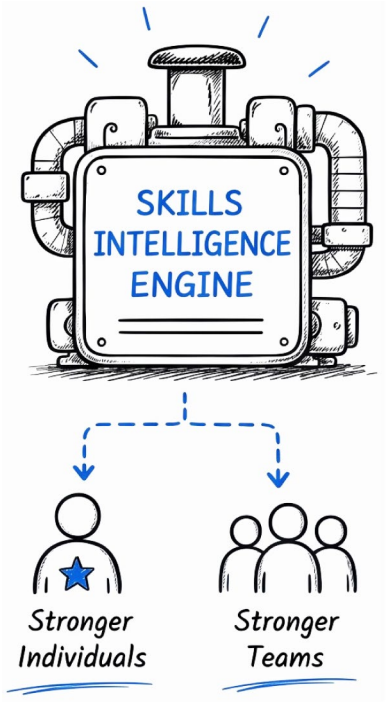

Together, the skills database and these five layers form the Skills Intelligence Engine, an original architecture developed by Venudhar.

For a full technical breakdown of each layer, see the companion article series: **Reinvent Your Learning Ecosystem: Build the Skills Intelligence Engine.**

WHY MOST SKILLING PROGRAMS NEVER BECOME A REAL ENGINE

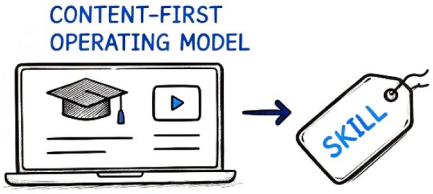

A content-first operating model. Most L&D teams still run on a model built to deliver content, not to change outcomes. Many try to fix this by tagging existing courses with skill labels. This feels like progress. But it does not let anyone track, manage, or drive real skill growth. It only adds a label to the same old system.

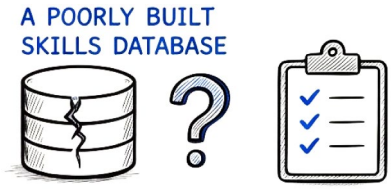

A poorly built skills database. If the foundation layer is vague or inconsistent, every layer built on top of it inherits the same weakness. No amount of good technology fixes a skills database that was never designed with care.

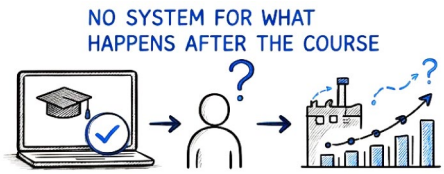

No system for what happens after the course. Most organizations collect data from only a limited set of experience sources, usually the LMS: completion rates and assessment scores. They stop exactly where capability development is supposed to begin: when a person tries to apply the skill at work.

WHERE AI FITS INSIDE THE ENGINE

Building all of this by hand used to take a long time and a large team. AI does not remove the need for the design above. But it makes the engine far faster and less costly to build and run. Three areas benefit the most:

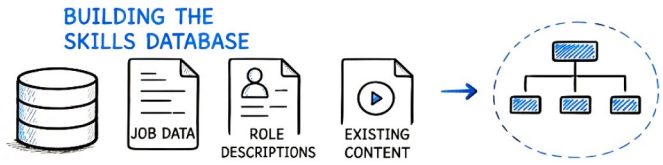

Building the skills database. AI can draft an initial version of the skills taxonomy. It works from job data, role descriptions, and existing content. A team no longer has to start from a blank page.



Skills inference. AI can read existing data to score real proficiency. It can track how a gap is closing over time. This goes beyond checking whether a course was completed.



Personalized learning plans. AI can build a learning plan for each person. It can adjust that plan automatically as the person makes real progress. This replaces a fixed course path assigned once a year.

HOW AI CHANGES THE BUILD: TIMELINE, RESOURCES, AND COST

	Before	With AI
Building the database. 	A team might spend months interviewing role experts and mapping skills to jobs by hand.	One documented case built a taxonomy of **41 skills** across **11 capabilities** with AI support in a **fraction of that time.** Human experts still reviewed and corrected it. They just did not have to start from a blank page.
Tracking gaps. 	An organization waited for an annual manager review to update its skills matrix.	With AI reading existing HR, learning, and project data, the skills view can update continuously. This matters because the half-life of technical skills specifically is shrinking fast. Gartner projects a drop from an 8-to-12-year historical range down to as little as 2 to 5 years by 2030. A once-a-year update cannot keep pace with a cycle that short.
Personalizing the plan. 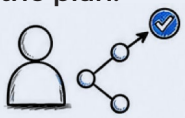	A learner was assigned a fixed learning plan that was rarely revisited.	A learning plan can adjust automatically every time new evidence comes in, without someone having to reassign courses manually.
Running the engine day to day. 	Once built, the engine needs constant, repetitive work: cleaning data, matching evidence to the right skill, and updating scores for thousands of people at once.	This kind of large-scale, repetitive data work is exactly what AI does best. It frees human experts to focus on judgment calls instead of data crunching.

The result is not a different design. It is the same skills database and five layers, built and run with a fraction of the time and staff required before.

WHAT STILL REQUIRES HUMAN JUDGMENT

People will only trust this system if it earns that trust. Trust is not a feature you can automate. It comes from careful human judgment at every stage: how the system is designed, how it is tested, and how it is run day to day.



Bad data does not get fixed by AI.

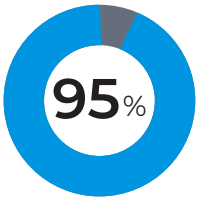

MIT's Project NANDA studied 300 public AI deployments and found that **95%** of organizations deploying generative AI saw no measurable return [MIT NANDA, The GenAI Divide: State of AI in Business 2025, Jul 2025].

The main reason was poor data readiness, not weak models. AI amplifies whatever data discipline already exists. It does not create that discipline on its own.

Winning people's trust takes a conscious decision.



Someone has to explain three things clearly to every employee: how the system will benefit them, what data it collects, and how that data will be used. In one documented case, skills data was kept separate from performance reviews, and employees could opt out. That choice helped people trust the system enough to engage with it honestly.

Skip this step, even with good intentions, and people can end up feeling watched instead of helped, which is what happened in at least one high-profile case elsewhere in 2026. The technology was not the problem. The missing conversation was.

The skills database still needs human oversight.



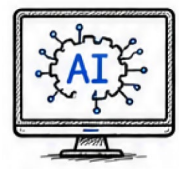

AI can propose what a skill means, how it connects to a role, and when evidence is strong enough to count.



But a person must carefully review and confirm each of these before the system relies on them.



This oversight remains a business responsibility and should not be fully automated.

AN ANONYMIZED CASE: DYNAMIC SKILL MAPPING AT 20,000-EMPLOYEE SCALE



Challenge

A large airline needed to identify its skills gaps more frequently than an annual assessment allowed across a workforce of roughly **20,000 people in frontline, technical,** and **ground operations roles.** Its old approach relied on annual performance reviews and a skills matrix that was already out of date by the time it was published.



The Goal

The goal was ability to review the skills gap every quarter and undertake measures for filling them up with appropriate interventions that were personalized to each member of the workforce and aligned with the business needs.

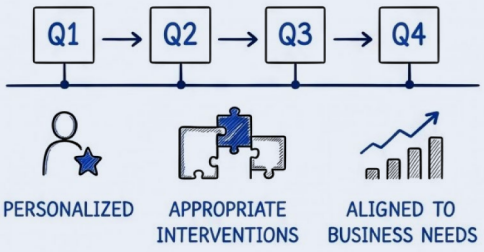

The Approach

The organization built a governed skills database focused on where operations were heading and where current performance gaps existed, not just on current job descriptions. It connected data already held across existing systems: training records, certifications, incident logs, and operational performance reports. Skills inference ran continuously against that combined data. Every proficiency score was cross-checked against manager sign-off rather than relying solely on self-reported data.

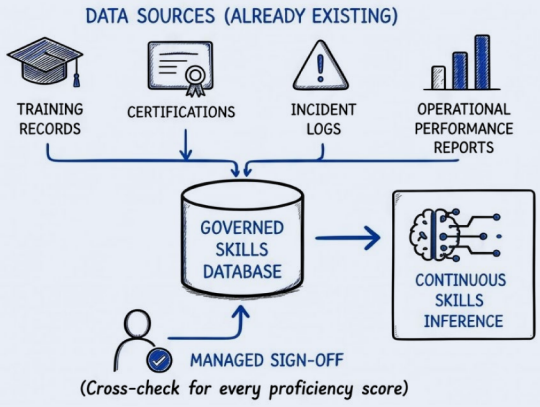

The Outcome

The gap-tracking view updated continuously instead of once a year, and each person's learning plan adjusted automatically as new evidence came in. The result was a **42%** drop in the time it took new and transferring staff to reach full productivity, verified against the same operational numbers the business already tracked.

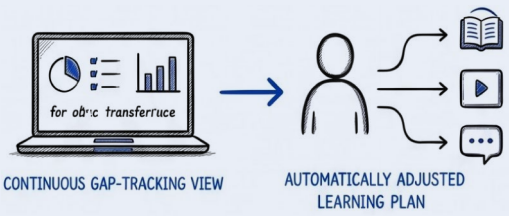

The gain did not come from a smarter algorithm alone. It came from finally connecting evidence that already existed across separate systems through one governed skills database and an intelligent system, exactly the design this chapter describes.

REFERENCES

Reinvent Your Learning Ecosystem: Build the Skills Intelligence Engine.. - Venudhar Bhatt's Skills Intelligence Engine article series (2026)

How Companies Can Use AI to Find and Close Skills Gaps — MIT Sloan/MIT CISR, Jun 2024. Source for the Johnson & Johnson skills-inference case (41 skills, 11 capabilities).

The Pros and Cons of Continually Assessing Performance — Harvard Business Review, Jun 2026. Source for the employee-monitoring governance contrast.

Gartner, Predicts 2026: AI's Impact on the Future of Workforce, Nov 2025 (subscriber-gated, no public link; collected via secondary summaries). Source for the technical skill half-life projection, 8-to-12 years historically to 2-to-5 years by 2030.

The GenAI Divide: State of AI in Business 2025 — MIT NANDA (MIT Media Lab), Jul 2025, Challapally, Pease, Raskar, and Chari. Source for the 95% no-measurable-return figure; multi-method study, 300 public AI deployments reviewed, 52 executive interviews, 153 senior-leader survey responses, Jan-Jun 2025.

UPSIDE LEARNING
A Division of MITR

CHAPTER 6

AI-Powered Content: **Managing** and **Developing Learning Assets** at **Scale**

Chapter 5 covered the system side of the engine. This chapter covers the other side: content and learning interventions. Once an organization knows which skills matter and where the real gaps are, it still needs the right learning assets and interventions to close those gaps. AI changes what is possible here just as much as it does on the system side.

AUDITING AND LEVERAGING WHAT ALREADY EXISTS

Most organizations already own a large content library. Before building anything new, AI can audit it against the skills database from Chapter 5.

Tagging. AI can scan existing content and tag it to specific skills in the taxonomy. This used to take a team weeks to do by hand.

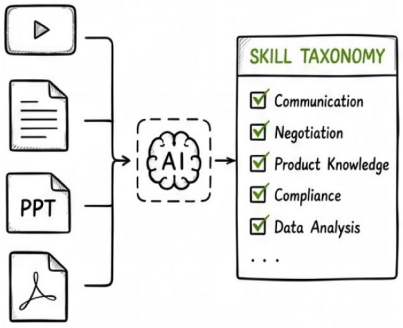

Reuse. Once content is tagged, anything already covering a skill can be reused or lightly updated instead of rebuilt from scratch.

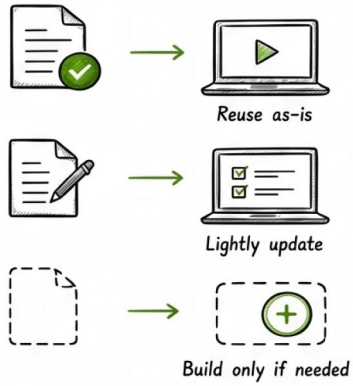

Real gap visibility. Tagging existing content against the taxonomy shows exactly which skills have no real content behind them at all. This is the true gap, not a guess.

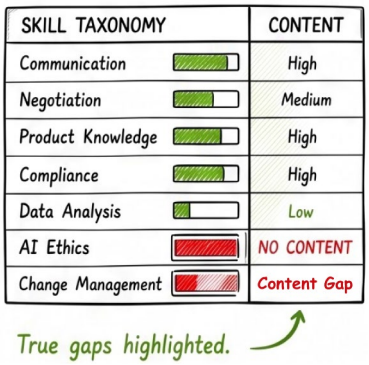

DETERMINING WHAT NEW ASSETS ARE ACTUALLY NEEDED

Once the real gap is visible, the next decision is how to close it. Not every gap needs new content built in-house.



Use the **skill-gap data,** not instinct, to decide what to build first. Focus effort on the few skills that matter most and are most lacking.

Decide whether to **build, buy, borrow,** or **automate** for each gap.



A high-priority, hard-to-source skill is worth building from scratch. A common, well-covered skill can often be bought or borrowed instead. A repetitive, rules-based content need can even be automated end to end.

This stops a content team from producing something nobody needed just because building was easier than checking first.



AI-NATIVE ASSETS THAT WEREN'T POSSIBLE BEFORE

Some asset types were never really possible before AI. Not because nobody thought of them, but because building them by hand at scale cost too much.

AI role plays and simulations. These offer branching conversations, available on demand, with instant feedback instead of scarce, human-led practice sessions.

Three useful forms exist.

- **Linear role play** works for compliance and onboarding.
- **Conversational** role play works for real capability building.
- **Hybrid role play** mixes structured checkpoints with free conversation.

Real evidence backs this up. One study found AI conversational role play improved sales performance by **7%** to **35%**. The biggest gains went to reps who also had a strong supervisor.

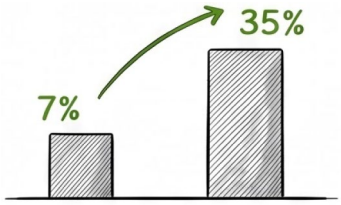

AI practice is necessary. It is still not enough on its own.

Interactions once locked to an authoring tool's limits can now be built directly.

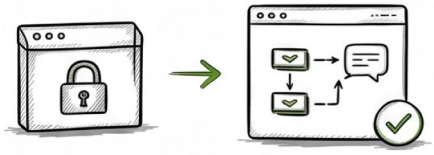

- This can happen in minutes, not weeks.
- No authoring tool needs to be in the loop at all.
- The result can still be a fully standards-compliant package.

CONTENT ORCHESTRATION OVER CONTENT PRODUCTION

The bigger shift is not a new asset type. It is a new job for the L&D team.

The old model, the course factory, assumes L&D must produce everything a learner needs.



Orchestration assumes the knowledge already exists: in experts, in tools, in outside sources, and in practice.



L&D's real job becomes connecting a learner to the right resource at the right moment.

Orchestration is not the same as collecting everything in one place. It means deciding what a learner needs, when they need it, in what format, and in what order.

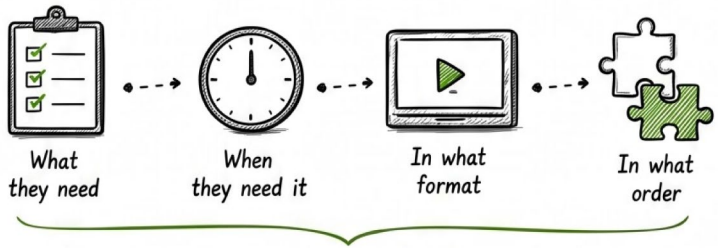

This decision comes from **real evidence** in the **skills database**, not a fixed course catalog.

Orchestration is also performance-oriented thinking.



The goal is not just to sequence courses in a smarter order. It is to produce real performance support and learning built into the flow of work, so help reaches a person at the exact moment they need it on the job.

This is not about producing more courses or more learning interventions. It is about building a carefully crafted learning journey that truly supports skills and capability development.



AN ANONYMIZED CASE: BEYOND FASTER COURSE DEVELOPMENT



Initial Approach

A leading retail bank initially used AI to speed up the creation of traditional eLearning courses. Development became faster and less expensive, but business results changed very little.

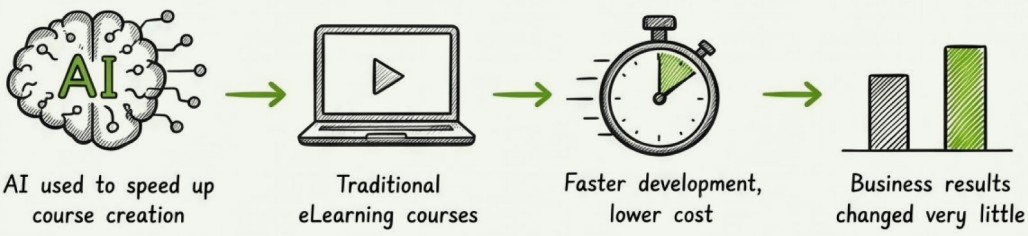

Course completion remained high, yet managers observed limited improvement in customer conversations, needs analysis, and sales behaviors.

The Shift In Approach

The L&D team changed its approach. Instead of using AI to create more courses, it mapped the relationship manager role to a skills framework, audited existing content, and identified genuine capability gaps.



AI was then used to create role plays, adaptive simulations, coaching, and performance support only where new practice experiences were needed.

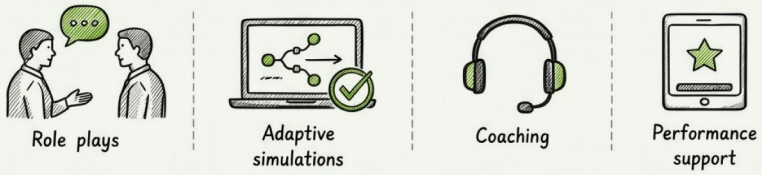

Existing learning assets were retained wherever they remained effective.

The Results (18 Months Later)

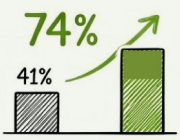

Participation in AI-powered practice reached **74%**, compared with **41%** course completion earlier.



Time to proficiency for the three priority skills improved by **38%**, validated through manager observation.



Twelve-month retention of relationship managers increased by **22%**, **reducing recruitment costs** and **improving** customer continuity.



Key takeaway

The greatest value of AI came not from producing courses faster, but from creating personalized, practice-based learning experiences that delivered measurable improvements in performance.

REFERENCES

Why the L&D "Course Factory" is Officially Obsolete — Venudhar Bhatt's own article.

From Building Blocks to Breakthrough — Venudhar Bhatt's own article.

Do AI role plays improve sales performance? (7 to 35 percent improvement in sales figures). Researcher Johannes Habel, University of Houston, has published this research.

UPSIDE LEARNING
A Division of MITR

CHAPTER 7

Leadership & **Manager** Collaboration: The **Multiplier Effect**

Chapter 6 showed how AI can now build real practice into learning content, simulations, role plays, and personalized plans. But content alone does not create capability. Someone still has to make sure people actually use it, practice it, and keep doing it after the launch excitement fades.

That someone is the functional leader and the manager. This chapter is about why their collaboration determines whether the Skills Intelligence Engine works at all.

WHY MANAGER INVOLVEMENT IS THE MULTIPLIER, NOT A NICE-TO-HAVE

A single employee's engagement affects one person's results. A manager's support, or lack of it, affects an entire team's results at once. This is why manager involvement is called a multiplier. Get it right, and good content and a good system produce good outcomes across many people. Get it wrong, and the same content and system produce almost nothing, no matter how well they were built.

Research on organizational change backs this up directly. A large share of manager resistance to change comes from two things. One is a lack of buy-in from the wider organization. The other is a lack of awareness of why the change matters in the first place. In other words, managers are often not brought into the "why" first. They are still expected to champion the "what" to their own teams. If a manager was never truly convinced, they cannot convince anyone else.

THE “ADKAR” LENS: WHY KNOWLEDGE DELIVERY ALONE FAILS

The ADKAR model describes five things a person needs, in order, to genuinely change:



Awareness of why the change matters.



Desire to take part in it.



Knowledge of how to do it.



Ability to actually perform it.



Reinforcement to keep doing it.

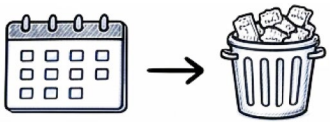

Knowledge delivered too early becomes a barrier, not a help. Training content can arrive too soon. People may get it before they understand why the change matters. They may get it before they even want to be part of it. Either way, the content lands on an audience that is not ready. It gets ignored or resisted, not absorbed.



Ability is a coaching problem, not a content problem. Many people can describe a skill correctly and still fail to perform it under real conditions. Closing this gap takes coaching, real practice time, and direct feedback. A course cannot do this alone.



Reinforcement is what makes the change stick. Without ongoing reinforcement, people naturally drift back to old habits. Any investment made up to that point is wasted the moment reinforcement stops.



Managers are the ones who actually own Ability & Reinforcement in daily practice. A course can deliver Knowledge. Only a manager works alongside their team every day. Only a manager can protect practice time, give real feedback, and keep reinforcing the new behavior long after training ends.



A single intervention, one online course taken once, will never produce real capability on its own. This is not a guess. Learning science backs it up directly: knowledge gained once fades quickly unless it is applied and repeated. No amount of good content design changes this basic fact about how people actually learn.

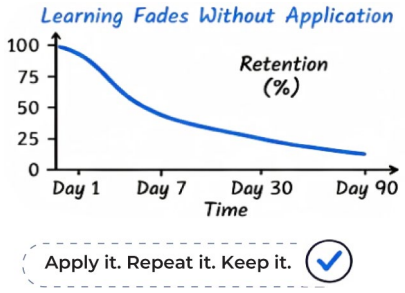

One useful way to picture this comes from the Atoms and Molecules metaphor that has been used by Venudhar Bhatt in his work on skills and capabilities development.



Skills are like atoms: generic, foundational units of knowledge, such as data literacy or active listening. A course can deliver atoms. On their own, atoms are necessary but not enough. They are context-neutral and cannot carry real, high-stakes performance by themselves.

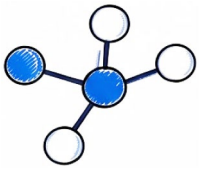

A capability is a molecule: atoms bonded together by context, the specific business challenge, or "Hill," where a skill actually gets used. A capability only exists once a skill has been applied to a real business challenge, not before.

That bonding does not happen inside a course. It needs a catalyst, a designed experience that forces the atoms to bond.

Real capability formation needs three things at once, not one:



The cognitive piece.
The prerequisite knowledge itself, the atoms.



The contextual piece.
A realistic scenario in which to apply that knowledge, whether a high-fidelity simulation or the real work itself.



The social piece.
Coaching and peer feedback from cohorts, mentors, or managers.

Leave any one of the three out, and the molecule does not form. Practice, whether in a simulation or on the job, is not optional extra credit. It is the contextual piece a capability cannot exist without, and managers are the ones positioned to provide it.

The Atoms and Molecules model is Venudhar's framework, presented as part of his Capability Transformation work. The atoms-to-molecules metaphor itself appears elsewhere in learning design and knowledge management. What is distinct here is the three-part catalyst, cognitive, contextual, and social, as the specific mechanism for capability formation. To learn more, review this eBook: ***The Capability Transformation: Bonding Courses to Skills and Building Capabilities).***

WHAT GOOD MANAGER COLLABORATION LOOKS LIKE IN PRACTICE



Co-designing the rollout, not just being told the launch date after the plan is already finished.



Protecting practice time on the team's actual calendar instead of letting daily work quietly crowd it out.



Giving specific, timely feedback tied to real work, not a generic comment offered after the fact.

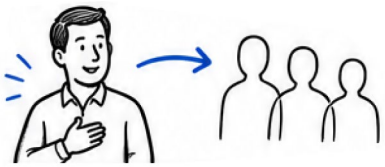

Modeling the new behavior themselves, not only directing others to adopt it.



Removing real barriers when something in the daily workflow blocks the new behavior from sticking.

HOW TO BUILD IT



Involve functional leaders at the design stage of a program, not only at launch. Early involvement builds real ownership, not just an assigned task.



Give managers their own short briefing on the "why" before their team receives the "what." This follows the ADKAR sequence deliberately: awareness and desire first, knowledge second.



Build coaching skills into the rollout itself. Do not assume managers already know how to coach a new behavior well.



Track manager-level engagement, not only employee completion. A drop in manager involvement is an early warning sign, long before team-level results start to slip.

AN ANONYMIZED CASE: LEADERSHIP INVOLVEMENT MAKES THE DIFFERENCE



A global retail organization launched a capability program to strengthen the coaching, customer engagement, and merchandising skills of its store managers across one region. Rather than positioning it as an L&D initiative, **functional leaders sponsored the program** from the outset. Regional and store managers participated in the design, introduced the program to their teams, reinforced its importance during team meetings, observed employees applying new skills on the shop floor, and provided regular coaching and feedback throughout the journey.

First Rollout



Results:

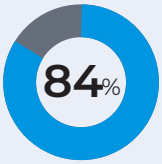

More than **84%** of participants completed the program



Managers reported consistent improvements in customer interactions and in-store execution



Several stores recorded measurable increases in customer satisfaction and sales conversion.

Encouraged by the success, the organization decided to roll out the same program in another region.

Second Rollout



Results:

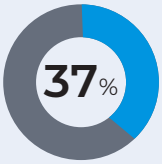

Participation declined rapidly, completion rates fell to **37%.**



Few learners consistently applied the new behaviors in-store.



Post-program reviews concluded that the difference was not the quality of the learning solution.



but the absence of visible leadership sponsorship and ongoing manager coaching that helped employees translate learning into everyday performance.

Key takeaway

Learning programs succeed when business leaders actively champion them and managers reinforce new behaviors through coaching, feedback, and accountability, not when learning is left to participants alone.

REFERENCES

The Prosci ADKAR Model — Prosci. Source for the ADKAR model and the manager/employee resistance statistics.

The Capability Transformation: Bonding Courses to Skills and Building Capabilities — Venudhar Bhatt's eBook, has leveraged the atoms and molecules metaphor to facilitate the understanding of skills and capabilities development.

UPSIDE LEARNING
A Division of MITR

CHAPTER 8

Workforce Reskilling at Scale: From **Pilot** to **Enterprise-Wide**

Chapter 7 showed that leadership and manager collaboration determine whether a skilling program actually survives contact with real work. This chapter is about a different challenge. It is about running that same program not for one team, but across an entire enterprise: tens of thousands of people, many roles, and many locations. Scale changes what is required in ways that catch most organizations off guard.

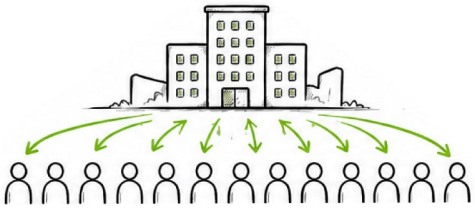

They launch enterprise-wide before being proven anywhere. Any design flaw does not stay contained to one team. It gets repeated across the whole organization at once.

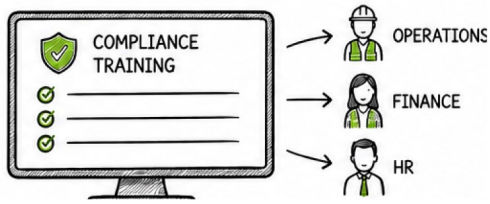

They stay generic. The same compliance-flavored content gets pushed to everyone, regardless of role or the real gap that role actually has.



Their systems do not talk to each other. The LMS, the content library, and the skills tool were bought at different times and never connected. No one sees the full picture of what a person has actually done or learned.



Different systems say different things. A course says one thing. A knowledge base article says another. A policy document says a third. Nothing reconciles them. At a small scale, this is a nuisance. At enterprise scale, it quietly destroys trust in the whole program.

START SMALL, ON PURPOSE

A useful sequence for a first rollout runs in three stages:

1 Days 1 to 30: Audit

Map the real skills and proficiency needed for a small number of critical business goals, not the whole organization at once.



2 Days 31 to 60: Pilot

Prove the model against a real business measure. Good choices are time to fill a role, the quality of internal candidates, or project speed, not completion numbers alone.



3 Days 61 to 90: Build the Foundation

Put in place a starter set of skills and roles that the wider rollout can build on later.

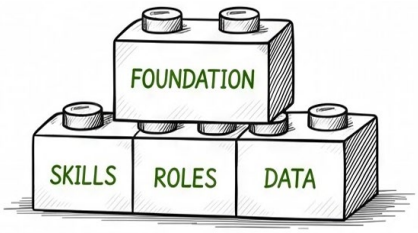

Starting small is not caution for its own sake. It is proof. A pilot that shows a real result on a real business measure earns the trust and budget needed to go further. Skipping the pilot for an immediate enterprise-wide launch removes any way to catch a design flaw early. That same flaw then gets repeated thousands of times over.

THE SCALE CHALLENGE

A useful sequence for a first rollout runs in three stages:

What works by hand for one team breaks at enterprise scale.

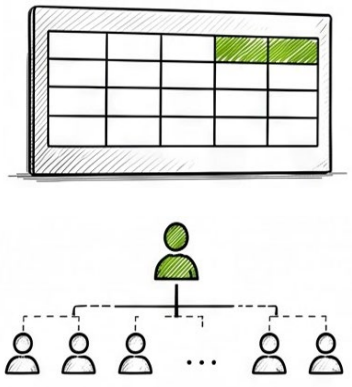

A skills matrix kept in a spreadsheet cannot track thousands of people across dozens of roles & stay accurate.

Disconnected platforms create blind spots.

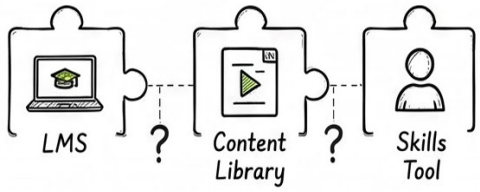

An LMS, a separate content library, and a separate skills tool often do not share data with each other.

- ⊗ No one can see everything a person has actually experienced.
- ⊗ No one can deliver the right content at the right moment.
- ⊗ Workforce decisions get made based on incomplete, outdated information.

The fragmentation is already visible in the data.

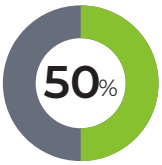

Fewer than half of organizations expect their LMS to remain the backbone of learning going forward.

That is a clear signal that the old model no longer fits what enterprise-scale actually requires.

AUTOMATION AND AN INTEGRATED ECOSYSTEM AS THE SCALE REQUIREMENT

At scale, the answer is not more platforms. It is connecting the ones that already exist so they share data and act on it together. This is what turns a stack of disconnected tools into a real ecosystem.

A useful sequence for a first rollout runs in three stages:



A connected ecosystem gives precise skill-to-role mapping across the whole workforce, not just one team.

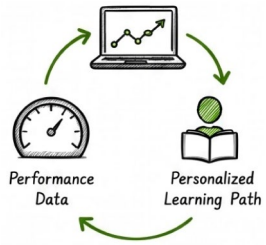

It builds learning paths from real performance data, not guesswork.



It puts knowledge inside the flow of work, not locked away in a separate system nobody opens.

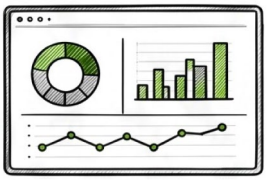

It gives leadership real-time capability data they can actually use for workforce planning.

The payoff is measurable. Organizations with connected skills data and talent data see roughly twice the return on investment of organizations running the same tools in silos. They also retain far more of their best performers and see higher internal mobility across the business.

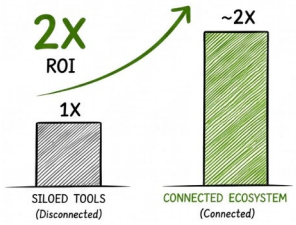

TWO ANONYMIZED CASE NARRATIVES



An oil and gas operator: a successful energy-transition reskilling program.

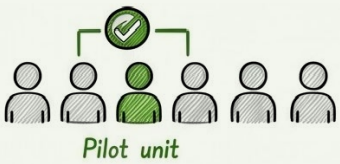

Facing a major shift in its operations, the company piloted its reskilling effort with a single business unit first. This was the unit furthest along in the transition.



It proved a realistic timeline and a working skills model there before touching any other part of the business.



Once proven, it scaled the program using one connected system for tracking skills and progress, rather than adding yet another disconnected tool.

The connected data let leadership see real capability building across the wider workforce as the transition continued, not just completion counts.



Within **18** months of the connected rollout, the proportion of transition-ready employees in the pilot business unit rose from **22%** to **51%**, measured against the same role-readiness criteria the business used for deployment decisions.

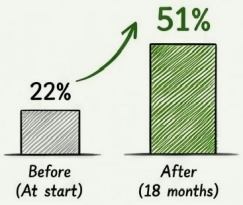

Leadership used that figure, not training completion, as the evidence to approve program expansion into two additional business units.

An IT services company: a failed generic compliance reskilling rollout.





The company launched a reskilling program across its entire workforce at once, with no pilot beforehand.



It ran on the same fragmented systems it already had: one platform for content, disconnected from business systems, with no formal means of collecting data on changes in behavior and application.



Completion numbers looked strong within the first quarter. The company had no way to see whether people were actually applying the new skills at work. A year later, internal mobility was slow, and role readiness could not be assessed in a trustworthy manner, despite the reported completion rate.

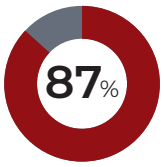

The reported completion rate across the first year was **87%.**

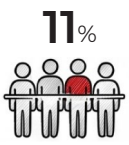

When the business reviewed internal mobility data 12 months later, only **11%** of employees who had completed the reskilling program had moved successfully into the target roles.

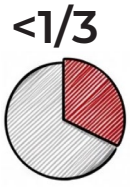

A role-readiness assessment run after the fact found that **fewer than a third** of those who undertook the courses could perform the core tasks the program was designed to build.

⊗ Completion had recorded participation. It had not recorded capability.

A PRACTICAL SCALING ROADMAP



Pilot.
Prove the model on one defined group first, not the whole enterprise.



Prove.
Measure the pilot against a real business number, not completion alone.



Automate.
Put connected data flows in place so scale does not depend on manual work.



Integrate.
Connect the platforms already in place instead of buying another one.



Expand.
Only then move to the next business unit or the whole enterprise, repeating a method already proven rather than guessing at a new one.

REFERENCES

AI in Learning & Development Report 2026 — Synthesia, 2026. Source for the LMS-backbone fragmentation statistic (421 L&D professionals worldwide; only 47% expect the LMS to remain the backbone of their ecosystem).

UPSIDE LEARNING
A Division of MITR

CHAPTER 9

Recommendations and the **Skills Intelligence Engine Maturity Scorecard**

Chapter 1 opened this report with an honest diagnosis: most organizations have made little real progress toward skills-focused learning operations, no matter how advanced they believe themselves to be. Every chapter since has built toward one destination: the Skills Intelligence Engine described in Chapter 5. This closing chapter gives you a way to place your own organization on that journey. It also gives you a clear set of next steps, wherever you stand today.

THE SKILLS INTELLIGENCE ENGINE MATURITY MODEL



Level 1: Content-Centric. Learning runs on course completions and a static LMS. There is no real skills database. This is the course-factory model that Chapters 2 and 5 both describe as the default starting point for most organizations.

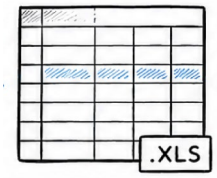

Level 2: Skills-Aware. A skills matrix exists, but it lives in a spreadsheet, updated occasionally and disconnected from every other system. This is the foundation-layer weakness named in Chapter 5 as the reason most skilling programs never become a real engine.



Level 3: Skills-Focused. A governed skills database exists for at least one priority business area. AI-assisted skills inference is being piloted, not run everywhere yet. One capability academy or similar effort has proven a real result on a small scale, the pattern described in Chapter 3.

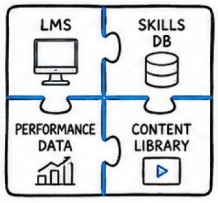

Level 4: Skills-Integrated. The six-layer engine from Chapter 5 is running across multiple business units. Previously disconnected platforms are now linked into one ecosystem, as Chapter 8 describes. Content orchestration has replaced the course factory, and managers are formally part of every rollout, as described in Chapters 6 and 7.



Level 5: Skills-Intelligence-Driven. The full engine runs continuously, enterprise-wide. Business leaders use its data for real workforce planning decisions. Measurement follows the business-aligned approach from Chapter 4. Reinforcement is built into how the organization operates day to day. It is not treated as a one-time launch.

> Most organizations sit at Level 1 or 2 today. Very few reach Level 4 or 5. That gap is the capability debt this report opened with.

RECOMMENDATIONS BY MATURITY LEVEL



At Level 1: Do not start with technology. Start with the skills database itself, and pick one priority business outcome to build it around, following the approach in Chapter 3.



At Level 2: Stop expanding the spreadsheet. Invest in a governed skills database and connect it to at least one real data source, as described in Chapter 5.



At Level 3: Do not scale yet. Prove the pilot against a real business metric first, using the measurement approach from Chapter 4, before asking for a bigger budget.

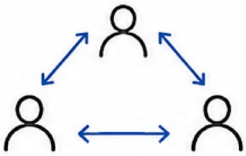

At Level 4: Focus on the human side. Make sure functional leaders and managers are formally built into every rollout, as described in Chapter 7, before scaling further.



At Level 5: Protect what you have built. Keep reinforcing and measuring. Maturity earned can still be lost if reinforcement stops, exactly the risk Chapter 7 warns against.

THE NEXT 90 DAYS: A PRIORITIZED ACTION FRAMEWORK

This is your own checklist, distinct from the enterprise scaling roadmap in Chapter 8. That roadmap is for running a proven program at scale. This one is for figuring out where to start.

Days 1 to 30.

Use the self-assessment below to find your real maturity level. Pick one priority business outcome to focus on, not several at once.

Days 31 to 60.

Take the single recommended action for your level above. Run it as a small, proven pilot, not an enterprise-wide launch.

Days 61 to 90.

Measure the pilot using the approach from Chapter 4. Report the results to leadership and use them to decide your next investment.

SELF-ASSESSMENT: WHERE DO YOU STAND?

Answer yes or no to each question. Your highest level with all "yes" answers is your real maturity level, not the level you assumed before answering.



Do you have a skills database that is more than a spreadsheet, with clear ownership and a defined update process?

Yes ☐ No ☐

Level 2



Has at least one capability academy or pilot proven a real, measurable result?

Yes ☐ No ☐

Level 3

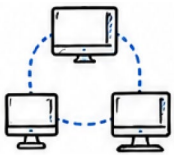

Are your learning platforms connected, sharing data, and not operating in isolation from each other?

Yes ☐ No ☐

Level 4



Do functional leaders and managers co-own every rollout, not just the L&D team?

Yes ☐ No ☐

Level 4



Does leadership use skills data for real workforce planning decisions on an ongoing basis?

Yes ☐ No ☐

Level 5

UPSIDE LEARNING
A Division of MITR

How **Upside Learning** Supports This Journey

Upside Learning has been partnering with global enterprises on workforce learning and capability development since 2004. Over the past two decades, we have worked with more than 500 clients across a wide range of industries, building learning solutions in over 40 languages. Our solutions are designed to develop skills and capabilities that deliver measurable business outcomes. The industries we have served include financial services, aviation, oil and gas, pharmaceuticals and healthcare, retail, telecommunications and IT, and global capability centers.

Our approach to enterprise skills and capabilities development follows a structured four-phase model.



Phase 1: Diagnose. We assess your current skills landscape, audit workforce data, engage business stakeholders, and map future capability requirements against strategic priorities. The outcome is a clear view of your current maturity in addressing skill gaps, the identification of priority skill gaps, and an audit of your technology and content readiness for transitioning to a skills-focused operating model. This can be done for the entire enterprise or for a dedicated capability academy serving a specific function, such as sales, operations, supply chain management, or any other business area.



Phase 2: Architect. We design role-based competency frameworks, proficiency scales, and skill taxonomies that establish the foundation for a Skills Intelligence Engine. This engine can be leveraged across functions, roles, levels, and business units. The outcome is a scalable skills architecture aligned with business needs and designed to drive measurable improvements in workforce performance and business growth.



Phase 3: Activate. We help set up the systems needed to dynamically generate personalized, data-driven learning journeys, enable ongoing skills assessment, integrate platforms and systems into a Skills Intelligence Engine, and equip managers to drive capability development through continuous collaboration. The outcome is an accelerated transition from strategy to skills-based learning operations.



Phase 4: Measure. We help define the metrics and KPIs that accurately measure changes in skills, capabilities, proficiency growth, learning effectiveness, and business impact using live performance data. The system provides rich workforce analytics, delivering actionable insights tailored to the needs of different stakeholders. The outcome is stronger alignment across functions, more effective collaboration, and greater transparency into capability development initiatives and their impact.

Typical outcomes corresponding with each phase include

- **Skills Gap Analysis and setting up an active Skills Database,**
- **Review and update of Competency Frameworks.**
- **Establishment of system that helps build personalized learning paths, and**
- **Framework for collection of data enabling workforce analytics**

This is critical for enabling reinvention of the L&D operation to be focused on skills and capabilities development.

A truly intelligent learning ecosystem goes beyond the current learning technology stack. We work with your existing LMS, LXP, and content ecosystem, so there is no need to replace your existing learning infrastructure. What is needed, however, is a careful audit and a well-defined plan to enhance it with the components required to bring your vision of a transition to a skills-focused learning operation to life.

Our services span consulting, audits, design, development, implementation, and the ongoing maintenance and enhancement of a performance-oriented learning ecosystem. We partner with enterprises throughout their transition to a skills-focused operating model. We also provide services for developing custom technology components, transforming existing content libraries to enable meaningful content orchestration, and creating advanced learning interventions that extend and enrich the learning experience. These interventions are designed to align closely with both organizational objectives and learner needs.

If this report has clarified where your organization stands on the maturity spectrum, the next step is a structured audit and diagnostic offered with no obligation. It is the first and possibly the most important step towards making this critical and strategic move.

To start that conversation, visit ***upsidelearning.com/skilling***
or reach us directly at ***elearning@upsidelearning.com***.
A response within 24 hours and a free needs analysis are included as standard.



ABOUT THE AUTHOR

Venudhar Bhatt serves at the intersection of learning science and technological innovation, driving the vision for next-generation learning and educational services at Mitr and Upside Learning. As a leader in the learning engineering domain, Venudhar is committed to advancing thought leadership that challenges the status quo-moving beyond content delivery to focus on true performance outcomes.

In his association with Upside Learning, Venudhar leads strategic consulting and product architecture to help UL's customers and partners solve their most pressing challenges:

Thought Leadership: Championing research-driven insights on the role of AI, learning engineering, and instructional efficacy.

Strategic Consulting: Working with global clients in problem solving, mapping capability and instructional gaps to performance-based content and technology roadmaps using knowledge, skills and capabilities frameworks.

Architectural Innovation: Overseeing the design of AI-driven platforms and AI-powered solutions for enterprise learning, building solutions that work with existing LMS/LXPs to delivery capabilities oriented learning experiences. Design of educational products and platforms that leverage AI for content organization, orchestration, personalized delivery.

Ecosystem Development: Aligning stakeholder requirements with cutting-edge technology services to deliver high-impact learning products.

Venudhar Bhatt believes that the next era of learning belongs to those who can masterfully balance human-centric design with the power of artificial intelligence to create truly transformative learning experiences.

Venudhar shares insights and discusses various frameworks and models that can be valuable for building custom learning strategy and solutions that fit the varying needs of enterprises across sectors and industries.

His work can be discovered at:

- **The Learning Lens – A newsletter on LinkedIn**
- **Upside Learning – Resources**

His work is also published in other industry sites such as the Training Industry.

Venudhar Bhatt also speaks at international events. His recent presentations have been at

- **Training 2026, Orlando, USA,**
- **Learning Technologies 2026, London, UK.**

His upcoming presentations are at

- **Asia-Pacific Aviation Training Summit - APATS – 2026 in end-Aug 2026,**
- **TechLearn 2026 at Austin, TX, USA**
- **and ATD Super SE Conference at Atlanta, USA.**

LinkedIn Profile:

LinkedIn: ***The Learning Lens - Subscribe on LinkedIn***

Substack: ***https://venudharbhatt.substack.com/***